

Peggy's Polaroid Pictures


(5-7)

You will need:


- Small piece of watercolour paper 70mmx80mm
- Piece of card size of polaroid photo
- Glue stick
- Waterproof pens
- Watercolours or Edicol dyes or watercolour pencils
- Brushes
- Containers for water
- Palettes

Instructions


1. Read story of Peggy
2. Children sketch a scene or aspect from the book using waterproof pens.
3. Using watercolours, colour sketch
4. Allow to dry
5. Glue miniature paintings to photo mounts
6. Display as in a Gallery



Picture Pattern Cut from
Watercolour paper



Mount pattern cut from heavy
card.



Completed example. (I used
Staedtler pigment liner for the
drawings, watercolour pencil to
colour and lightly dabbed the
surface with a damp brush to run
the colours a bit.)